

Dynamic scaling, data-collapse and self-similarity in Barabási and Albert networks

BY M. KAMRUL HASSAN¹, M. ZAHEDUL HASSAN², AND NEEAJ I. PAVEL¹

July 16, 2018

Abstract

In this article, we show that if each node in the Barabási and Albert (BA) network is characterized by the generalized degree q , i.e. the product of their degree k and the square root of their respective birth time, then the distribution function $F(q, t)$ exhibits dynamic scaling $F(q, t \rightarrow \infty) \sim t^{-1/2} \phi(q/t^{1/2})$ where $\phi(x)$ is the scaling function. Furthermore, we show that a series of distinct curves obtained by plotting $F(q, N)$ vs q for different network sizes N collapse onto a single universal curve if $N^{1/2} F(q, N)$ is plotted against $q/N^{1/2}$ instead. Finally, we find that the BA network that grow by sequential addition of a node with single edge and those with multiple edges belong to two different universality classes which are otherwise regarded as the same.

Many complex systems can be described as an interwoven web of large network if the constituents are regarded as nodes or vertices and the interactions between constituents as links or edges. For example, cells of living systems are networks of molecules linked by chemical interaction [[ref.brain](#), [ref.protein](#), [ref.metabolic](#)], the Internet is a network of routers and computers linked by cables or wireless links [[ref.www](#)], the power-grid is a network of substations linked by transmission lines [[ref.powergrid](#)], and social networks are networks of individuals linked by friendships, professional ties, *etc* [[ref.redner](#), [ref.watts](#), [ref.amaral](#), [ref.newman](#), [ref.newman_1](#)]. The first theoretical attempt to guide our understanding about complex network topology began with the seminal work of Paul Erdős and Alfréd Rényi in 1959 [[ref.erdos](#)]. The main result of the Erdős-Rényi (ER) model is that the degree distribution $P(k)$, the probability that a randomly chosen node is connected to k other nodes by one edge, is Poissonian revealing that it is almost impossible to find nodes that have significantly higher or fewer

links than the average degree. However, real networks are neither completely regular where all the nodes have the same degree k nor completely random where the degree distribution is Poissonian.

Just over a decade ago Barabási and Albert revolutionized the notion of the network theory by recognizing the fact that natural and man-made networks are not static rather they grow by continuous addition of new nodes. They further argued that the new nodes establish links to the well connected existing ones *preferentially* rather than *randomly* - known as the preferential attachment (PA) rule. It essentially embodies the intuitive idea of the *rich get richer* principle of the Matthew effect in sociology [ref.barabasi]. Barabási and Albert (BA) then presented a simple theoretical model incorporating both the ingredients and showed that the resulting network can reproduce the power-law degree distribution which most real life networks exhibit [ref.barabasi_1, ref.review_1]. Recently, we have shown that random sequential partition of a square into contiguous and non-overlapping blocks can be described as a network with power-law degree distribution if blocks are regarded as nodes and common border between blocks as links [ref.hassan].

A power-law distribution function is regarded as scale-free since it looks the same whatever scale we look at it. In general, a function is called scale-free if it satisfies

$$f(\lambda x) = g(\lambda) f(x). \quad (1)$$

It can be rigorously proved that such function can only have none but power-law solution [ref.newman_2]. The kinetic view of network topology and the new terminology, *scale-free network*, has attracted physicists, mathematicians and computer scientists all alike which resulted in a surge of research activities [ref.barabasi_1, ref.review_1]. On the other hand, a function $f(x, t)$ is said to obey dynamic scaling if one of the variable t strictly denotes time and if it has the form

$$f(x, t) \sim t^\theta \phi(x/t^z), \quad (2)$$

where exponents θ and z are fixed by the dimensional relations $[t^\theta] = [f]$ and $[t^z] = [x]$ respectively, while $\phi(\xi)$ is known as the scaling function [ref.family_Vicsek]. There exists yet another scaling hypothesis, known as the finite-size scaling (FSS), that has been extensively used as a very powerful tool for estimating finite size effects in the critical phenomena. Within the FSS formalism, a function with exactly the same form as in Eq. (2) is said to obey finite-size scaling if x , though typically denoted by ϵ , measure

the distance from the critical point of the phenomenon under investigation and t , though typically denoted by L , describes the linear size of the system [ref.fss, ref.fss_1].

By definition, the BA model describes a time developing phenomenon and hence, besides its scale-free property, one could also look for its dynamic scaling property. This aspect of the BA model, however, has never been examined. To this end, we argue that each node in the dynamic network can be better characterized by generalized degree q , the product of the square root of the birth time of each node and their corresponding degree k , instead of the degree k alone since the time of birth matters in the network. We find that the generalized degree distribution $F(q, t)$ has some non-trivial features and exhibits dynamic scaling $F(q, t) \sim t^{-1/2} \phi(q/t^{1/2})$ in the long-time limit which has been verified using the idea of data-collapse. For instance, we show that a series of distinct curves $F(q, t)$ vs q for different network sizes N can be made to collapse onto a single universal curve if we plot $N^{1/2} F$ against $q/N^{1/2}$. In addition, we find that it provides a means to classify the BA networks into different universality classes which are otherwise regarded as the same. Establishing self-similarity and data-collapse or finding the scale-free property in any system has always been regarded as a significant progress towards gaining deeper insight into the problem [ref.stanley, ref.barenblatt].

The BA model begins with a small number of nodes m_0 as seeds which are already linked. Then, at each time step a new node with $m < m_0$ edges is added to the existing network. Edges of each new node are attached with m different existing nodes by picking them preferentially with respect to their degree k . That is, the probability that a new node will be connected to an already existing node i is proportional to its degree k_i and hence the degree k_i of the node i changes following the dynamical equation

$$\frac{\partial k_i}{\partial t} = m \frac{k_i}{\sum_j^{N-1} k_j}. \quad (3)$$

Note that every time a node is added to the system it adds m edges contributing to the increase of $2m$ degrees and hence $\sum_j^{N-1} k_j = 2m(t-1)$. Solving Eq. (3) in the long time limit and using the fact that node i is born at time t_i with degree m , i.e. $k_i(t_i) = m$, gives

$$k_i(t) = m \left(\frac{t}{t_i} \right)^\beta. \quad (4)$$

It implies that the degree of a node i depends not only on the progressing

time t but also on the birth time t_i .

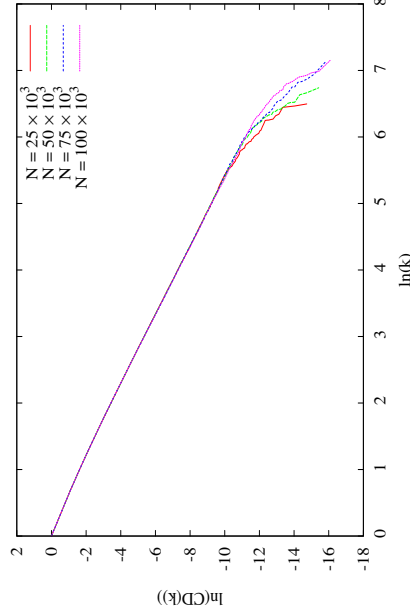


Figure 1. Plots of the cumulative degree distributions $CD(k) \equiv P(k' \geq k)$ is shown for the BA model with $m = 1$. The data points are averaged over 500 independent realizations.

We can find the degree distribution $P(k, t)$ by appreciating the fact that it is related to the homogeneous probability function $P(t_i) \approx \frac{1}{t}$ (nodes are added at equal time intervals) by

$$P(k) dk = -P(t_i) dt_i. \quad (5)$$

Here, the minus sign is introduced to take into account that the smaller the t_i the larger the degree k_i in the statistical sense. Finding derivative of t_i with respect to k_i from Eq. (4) and using it in Eq. (5) we find that

$$P(k) \sim 2m^{1/\beta} k^{-\gamma} \quad \text{with} \quad \gamma = 3, \quad (6)$$

which is independent of time t albeit k depends on t and it satisfies the scale-free form given by Eq. (1). It means that the network in the long time limit

self-organizes into a scale-free state where it no longer depends on time.

It is interesting to note that the degree distribution $P(k)$ typically has a long tail with relatively scarce data points which turns into a fat-tail when we plot $P(k)$ in log-log scale. This complicates the process of identifying the range over which the power-law holds and hence estimating the exponent γ . One way of reducing the noise at the tail-end is to plot cumulative distribution $P(k' \geq k)$ which is related to degree distribution $P(k)$ via

$$P(k) = -\frac{dP(k' \geq k)}{dk}. \quad (7)$$

Figure 1 shows that $\ln(P(k' \geq k))$ decays linearly against $\ln(k)$ with slope equal to $\gamma - 1 = 2$ as expected according to Eq. (6) except at the tail-end due to finite-size effect. Furthermore, it shows that the extent of linearity increases as network size N increases revealing that the sudden fall off near the tail-end is indeed due to finite-size effect. Waclaw and Sokolov in Ref. [ref.waclaw] suggested that the finite size effect in the degree distribution of the BA network can be well approximated by $P_N(k) = P(k) w(k/\sqrt{N})$ where the cut-off function $w(x)$ is found highly sensitive to both m and m_0 .

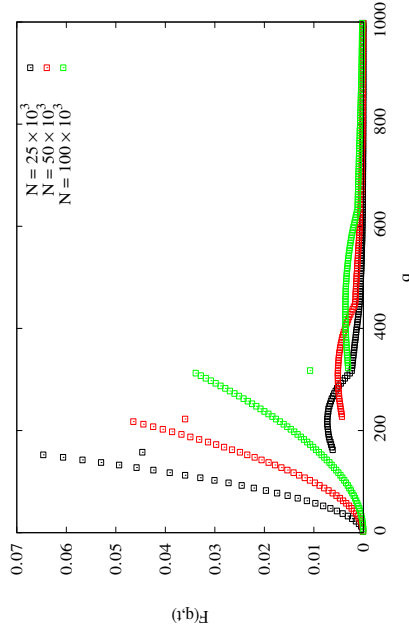


Figure 2. Generalized degree distributions $F(q, t)$ is shown against q for three different network size N . In each case data in the graph represent averaged over 500 independent realizations.

We thus find that the degree distribution $P(k, t)$ self-organizes into a time invariant state in the long-time and large-size limit instead of a state where it assumes a dynamic scaling form. Our aim from now on is to look for a quantity which exhibits dynamic scaling in the BA model. Note that a complete characterization of the nodes in the dynamic network can be made by specifying their degree k as well as their respective birth time. We, however, find it highly instructive to combine the two into a single variable using Eq. (4). That is, the node i at time t can be characterized by the generalized degree $q_i(t) = k_i t_i^\beta$ where the exponent β value is fixed by the dimensional relation $[q^{1/\beta}] = [t]$. The advantage of using q is that it depends only on time t since according to Eq. (4) we have

$$q_i(t) \sim t^\beta \quad \text{with} \quad \beta = 1/2. \quad (8)$$

It is now customary to consider the generalized degree distribution $F(q, t)$ instead of the traditional degree distribution $P(k)$. That is, if we pick a node at random at time t then $F(q, t)$ is the probability that its generalized degree is q . In Fig. 2 we have drawn $F(q, t)$ vs q for three different network sizes N and found some remarkable features. For instance, we find that the value of $F(q, t)$ initially increases quite sharply and then register a sudden and sharp fall to a non-zero value at q_c from which it rises again to a secondary maximum followed by a smooth decrease with a long tail. The value q_c , where the first minimum occurs, increases with the network size N and at the same time both primary and secondary heights systematically decreases as N increases.

We shall now invoke the idea of the dimensional analysis to show that $F(q, t)$ in the long-time large-size limit self-organize into a state where it exhibits dynamic scaling [ref.barenblatt]. Clearly, there are two governing parameters q and t and a governed parameter $F(q, t)$ in the problem at hand. However, according to Eq. (8) the governing parameter q can be expressed in terms of time t alone and hence we can define a dimensionless governing

parameter

$$\xi = \frac{q}{t^{1/2}}. \quad (9)$$

It means we can express $F(q, t)$ too in terms of time t alone since time t is chosen to be an independent parameter. Applying the power-monomial law of the dimensional function of a physical quantity we can write a dimensional relation $F(q, t) \sim t^\alpha$ where the exponent α assumes a value that makes t^α bear the dimension of $F(q, t)$ [ref.barenblatt]. We can therefore define yet another dimensionless governed parameter ϕ as follows

$$\phi = \frac{F(q, t)}{t^\alpha}. \quad (10)$$

Now, within a given class one can pass from one unit of measurements to another by changing t , for instance, by an arbitrary factor leaving the other factor q unchanged. Upon such transition within the given class the numerical value of the quantity on the right hand side of Eq. (10) must remain unchanged since the left hand side is a dimensionless quantity.

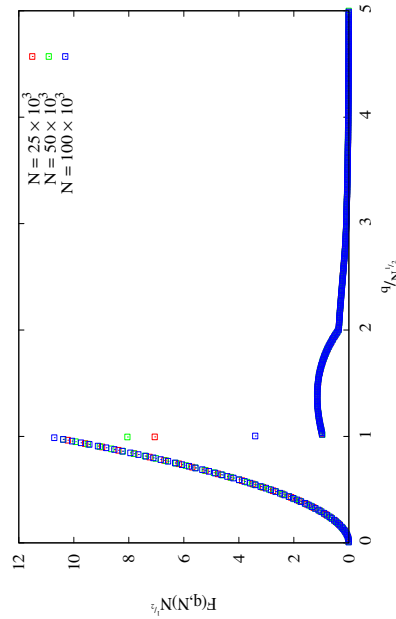


Figure 3. The same data of Fig. 2 is shown in the self-similar coordinates $N^{1/2} F(q, N)$ and $q/N^{1/2}$ and it shows that all the three curves of Fig 2 collapsed on a single universal curve.

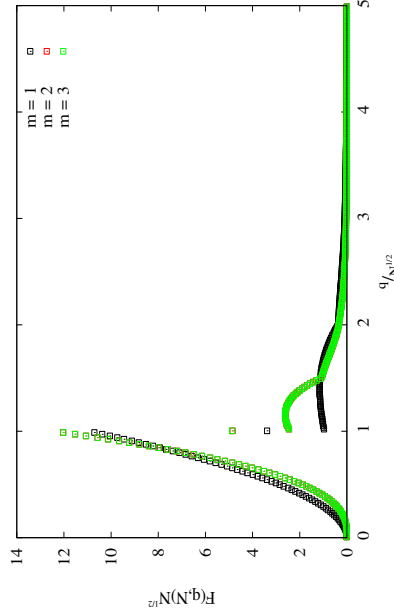


Figure 4. The value of $F(q, N)$ for $m = 1, 2$ and 3 are plotted in the self-similar coordinates. It clearly shows that universal curve for $m = 1$ do not collapse with those for $m > 1$ and hence belong to two different classes.

We thus find that the quantity $\frac{F(q, t)}{t^\alpha}$ *vis-a-vis* ϕ can at best be a function of another dimensionless quantity ξ given by Eq. (9) since this is the only dimensionless governing parameter. We can express Eq. (10) as

$$F(q, t) \sim t^\alpha \phi(q/t^{1/2}), \quad (11)$$

where the exponent α is obtained by applying the normalization condition $\int_0^\infty F(q, t) dq = 1$ to give $\alpha = -1/2$. We thus finally find that the generalized degree distribution assumes exactly the same dynamical scaling form as Eq. (2). An interesting aspect of the structure of the dynamic scaling form given by Eq. (11) is that the distribution of $F(q, t)$ at various moments of time can be obtained from one another by a similarity transformation

$$q \longrightarrow \lambda^{1/2} q, \quad t \longrightarrow \lambda t, \quad F \longrightarrow \lambda^{-1/2} F, \quad (12)$$

revealing the self-similar nature of the function $F(q, t)$.

The question is: How do we verify Eq. (11) using the data extracted from numerical simulation? Note that the total number of nodes at time t in the BA model is $N = m_0 + t$ and hence in the long time limit we can write $t \sim N$

since the seed size is always assumed to satisfy $m_0 \ll N$. Using $t \sim N$ in Eq. (11) we can re-write it as

$$F(q, N) \sim N^{-1/2} \phi(q/N^{1/2}), \quad (13)$$

and hence $N^{1/2} F(q, N) \sim \phi(q/N^{1/2})$ where quantities on both sides are now dimensionless. This has far reaching consequence in the sense that the data of $F(q, N)$ for various network size N can be made to collapse on a single master curve which is essentially the scaling function $\phi(q/N^{1/2})$, if we plot $N^{1/2} F(q, N)$ against $q/N^{1/2}$ which are known as the self-similar coordinates. In Fig. 3 we have drawn the scaled generalized degree distribution $N^\beta F(q, t)$ as a function of scaled generalized degree q/N^β for three different network sizes N assuming $m = 1$ in each case and find that all the distinct curves of Fig. 2 merge superbly onto a single curve. The first discontinuity occurs at $q/N^{1/2} = 1$ and the second discontinuity at $q/N^{1/2} = 2$ that is why both the discontinuities in Fig. 2 shift towards larger value of q as the network size N increases. Now the question is what if nodes arrive in the BA network with more than one edges ($m > 1$)? Below, we attempt to give an answer to this question.

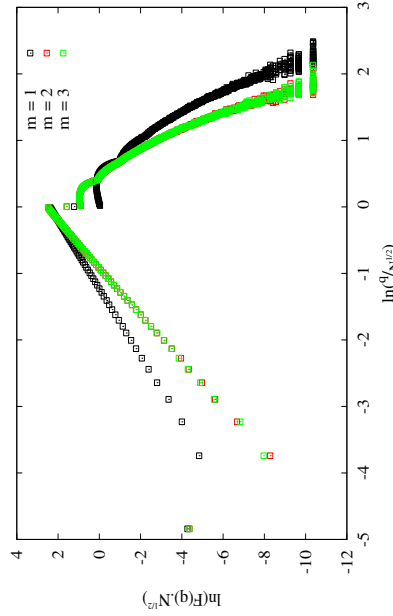


Figure 5. Plots of $\ln(N^{1/2} F(q, N))$ vs $\ln(q/N^{1/2})$ for $m = 1$ and $m > 1$. It shows that the scaling functions $\phi(\xi)$ in both cases grow obeying power-law until $q/N^{1/2} < 1$ but with exponent 2 and 2.9 for $m = 1$ and $m > 1$ respectively.

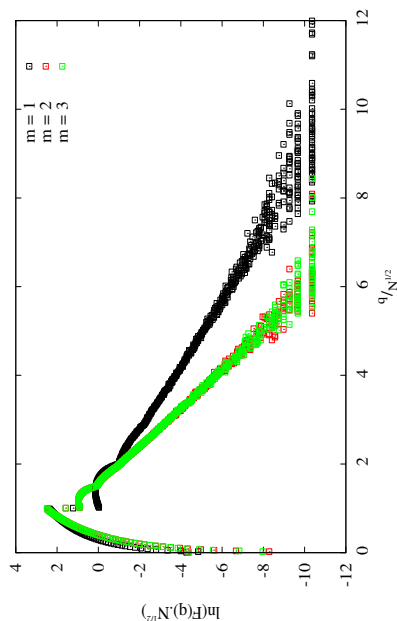


Figure 6. Plots of $\ln(N^{1/2}F(q, N))$ as a function of $\xi = q/N^{1/2}$ for $m=1$ and $m > 1$ which clearly show that the scaling function $\phi(\xi)$ beyond $q/N^{1/2} = 2$ and $q/N^{1/2} = 1.5$ respectively decay exponentially but with two different decay constant.

In fact, it is expected that the data points for the BA network that grow by sequential addition of a node with multiple edges ($m > 1$) should also lie on the same curve as the one for single edge ($m = 1$) unless they are fundamentally different in some subtle way which the ordinary degree distribution $P(k)$ fail to differentiate. Surprisingly, we find that the data points of $N^{1/2}F(q, N)$ for $m=2, 3, 4$ etc. do collapse on a single curve if plotted against $q/N^{1/2}$ but do not coincide with the one for $m=1$ (see Fig. 4). Although the two distinct universal curves, one for $m=1$ and the other for $m > 1$, behave qualitatively almost in the similar fashion but they are different quantitatively. For instance, one noteworthy difference is that although the first discontinuity occurs at the same point as for $m=1$, the second discontinuity, however, occurs at $q/N^{1/2} = 1.5$ for $m > 1$ while at $q/N^{1/2} = 2$ for $m=1$. These difference can even be better appreciated if we plot $N^{1/2}F(q, N)$ vs $q/N^{1/2}$ either in the log-log scale or in the log-linear scale as shown in figures 5 and 6 respectively. Using these figures we can write the solutions for the universal scaling function $\phi(\xi)$ both for $m=1$

$$\phi(\xi) \sim \begin{cases} \xi^2 & \text{if } \xi < 1, \\ e^{-a\xi} & \text{if } \xi > 2, \end{cases} \quad (14)$$

and for $m > 1$

$$\phi(\xi) \sim \begin{cases} \xi^{2.9} & \text{if } \xi < 1 \\ e^{-b\xi} & \text{if } \xi > 1.5 \end{cases}, \quad (15)$$

where $a \approx 1.4$ and $b \approx 2.5$.

Besides proving the existence of self-similarity by data-collapse we have also found that there are two distinct classes of networks resulting from the BA model: (i) The network that grows by sequential addition of one node with single edge ($m = 1$) and (ii) the network that grows by sequential addition of one with multiple edges ($m > 1$). There must be some reasons behind such behaviour. One apparent difference between the two classes of networks is that the clustering coefficient $C_N = 0$ if $m = 1$ and $C_N \neq 0$ rather decays like $C_N \sim N^{-0.75}$ if $m > 1$ for network of size N . Regardless of the value m , the universal scaling function $\phi(\xi)$ always suffers two discontinuities which divide the nodes in the network always into three different classes. For instance, nodes which have generalized degree $q < N^{1/2}$ fall into one class, those which have generalized degree within $N^{1/2} < q < 2 N^{1/2}$ for $m = 1$ and $N^{1/2} < q < 1.5 N^{1/2}$ for $m > 1$ into another class and finally those which lie beyond these limits.

To summarize, we have proposed a systematic processing procedure to obtain the dynamic scaling ansatz and the self-similar coordinates for the BA networks. To this end we have used dimensional analysis and shown that it provides deeper insight into the problem. We have found that if the nodes of the BA network are characterized by the generalized degree $q_i(t)$ of the node i at time t , defined as the product of its degree $k_i(t)$ at time t and the square root of its birth time t_i , then its distribution $F(q, t)$ in the long-time limit exhibits dynamic scaling $F(q, t) \sim t^{-1/2} \phi(q/t^{1/2})$. We have verified it numerically by showing that all the data points for various network size N collapse onto a single universal curve if we plot $N^{1/2} F(q, N)$ as a function of $q/N^{1/2}$ where t is replaced by N . Our findings suggest that there are two distinct classes of universal scaling functions, depending on whether each new node arrive with single edge or with multiple edges. The scaling functions $\phi(\xi)$ for $m = 1$ and $m > 1$ have some remarkable features in the sense that they both suffer discontinuity once at $\xi = 1$ and then the curve for $m = 1$ at $\xi = 2$ and the corresponding curve for $m > 1$ at $\xi = 1.5$ albeit qualitatively they are very much similar. The two types of BA networks are indeed fundamentally different. For instance, the clustering coefficient $C_N = 0$ if $m = 1$ and $C_N \sim N^{-0.75}$ if $m > 1$. The idea of data-collapse developed for the BA model could also be applied on real life data as well as on the existing dynamic networks. It would certainly be an attractive proposition to check if the generalized degree distribution derived from the real life data or from other kinetic network too exhibit dynamic scaling with similar universal features or not. We intend to continue our work in this direction in our future endeavour.

MKH and NIP gratefully acknowledge financial support from the Bose Centre for Advanced Study and Research of Dhaka University, Bangladesh.

Bibliography

- [ref.brain] V. M. Eguiluz, D. R. Chialvo, G. A. Cecchi, M. Baliki, and A. V. Apkarian, Phys. Rev. Lett. **94** 018102 (2005). [ref.protein] E. Eisenberg and E. Y. Levanon, Phys. Rev. Lett. **91** 138701 (2003). [ref.metabolic] H. Jeong, B. Tombor, R. Albert, Z. N. Oltvai, and A.-L. Barabasi, Nature **407** 651 (2000). [ref.www] R. Albert, H. Jeong, and A.-L. Barabási, Nature **401** 130 (1999). [ref.powergrid] R. Albert, I. Albert, and G. L. Nakarado, Phys. Rev. E **69** 025103 (2004). [ref.redner] S. Redner, Eur. Phys. J. B **4** 131 (1998). [ref.watts] D.J. Watts and S.H. Strogatz, Nature **393** 440 (1998). [ref.amaral] L.A.N. Amaral, A. Scala, M. Barthelemy, and H.E. Stanley, PNAS **10** 21 (2000). [ref.newman] M. E. J. Newman, Phys. Rev. E **64** 016131 (2001); ibid 016132. [ref.newman_1] M. E. J. Newman, Phys. Rev. E **64** 025102(R) (2001). [ref.erdos] P. Erdős and A. Rényi, Publications Mathematicae **6** 290 (1959); Publ. Math. Inst. Hung. Acad. Sci. **5** 17 (1960). [ref.barabasi] A.-L. Barabási and R. Albert, Science **286** 509 (1999). [ref.barabasi_1] A.-L. Barabasi, R. Albert and H. Jeong, Physica A **272** 173 (1999). [ref.review_1] S. Dorogovtsev and J. Mendes, Adv. Phys. **51**, 1079 (2002). [ref.hassan] M. K. Hassan, M. Z. Hassan and P. I. Pavel, New J. Phys. **12** 093045 (2010). [ref.newman_2] M. E. J. Newman, SIAM Review **45** 167 (2003). [ref.family_Vicsek] F. Family and T. Vicsek, J. Phys. A: Math. Gen. **18** L75 (1985). [ref.fss] M. E. Fisher, Critical Phenomena, edited by M. S. Green (Academic, New York, 1971). [ref.fss_1] K. Binder, Phys. Rev. Lett. **47** 693 (1981). [ref.stanley] H. E. Stanley, *Introduction to Phase Transitions and Critical Phenomena* (Oxford University Press, London, 1987). [ref.barenblatt] G. I. Barenblatt, *Scaling, Self-similarity, and Intermediate Asymptotics* (Cambridge University Press, 1996). [ref.waclaw] B. Waclaw and I. M. Sokolov, Phys. Rev. E **75** 056114 (2007).